



5-A-Day Language Review: Week 1

1 Circle the **definition** that matches the word used in the sentence below.

feature

- 1. n. An important or special part of something
- 2. n. Any part of the face

Our new car has so many exciting features that our old one did not have.

2 Circle the **prepositions** and cross out the **prepositional phrases**.

Kelly paid the bill at the restaurant.

3 First identify if the following sentence is a **simile** or a **metaphor**:
Then underline the two objects that are being compared to each other. S M

Evan ate his lunch like a vacuum cleaner.

4 Add at least two **adjectives** in the **correct order**.

There is nothing I enjoy more than a(n) _____ apple.

5 Which of the following could be in the shape of a **cylinder**?

- a) a can of soup
- b) a box
- c) a straw

1 Use a **coordinating conjunction** to combine and create a **compound sentence**.

for • and • nor • but • or • yet • so

My brother likes shrimp. He is allergic to shellfish.

2 Rewrite with the **correct capitalization**.

my girl scout leader is from argentina.

3 **unleashed** prefix: _____ base or root: _____ suffix: _____

4 Rewrite using a **possessive noun**.

hobbies of the student _____

5 Use the meaning of the **roots/affixes** to define the word. Provide a **dictionary** definition.

biology "bio" - life "ology" - The scientific study of a subject

My Definition: _____


Dictionary Definition: _____

Doc 5



Day 2

How To Build a Snowman



Directions:

- ① Fill out organizer
- ② Fill out rough draft
- ③ Write final copy!

Use many adjectives! Let me be able to "see" what you are doing. Don't just tell!

Don't forget a hook, figurative language, and different kinds of sentences.

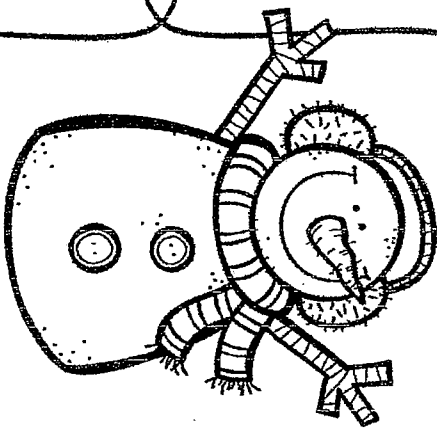
* To be completed days 3-5!

Written by:

Organizer

My Snowman

The Making of a Snowy Friend



By: _____

How To Build a Snowman

First,

Then,

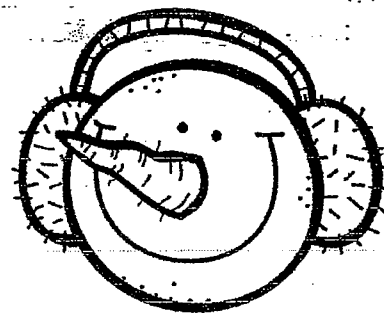
Next,

Finally,

My snowman's name is _____

Rough Draft

How to Build a Snowman



{Bold Beginning}

First,

Then,


Next,

Finally,

{Closing Statement}

Written by:

How To Build a Snowman



Handwriting practice lines consisting of multiple sets of three horizontal lines (top solid, middle dashed, bottom solid) for writing practice.

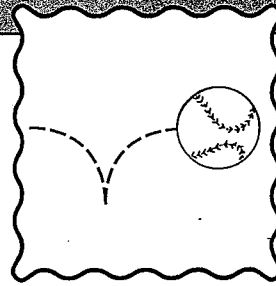
Daily Word Problems

Name: _____

Day Two

Physics Demonstrations

Ms. Holloway rolled a ball down a ramp. Then she placed different materials on the ramp to demonstrate how friction can make the ball roll slower. The students timed how long it took the ball to roll down the ramp with each kind of material.



Friction Demonstration

Material	Time (in seconds)
notebook paper	4.25
sandpaper	4.37
cotton cloth	4.4
wool cloth	4.92
thin carpet	5.02
thick carpet	5.9

Use the chart to answer the following questions.

- Which kind of material allowed the ball to roll down the ramp in the shortest amount of time?

- How much longer did the ball take to roll down the ramp with thick carpet than with thin carpet?

- If you wanted the ball to roll down the ramp in less than 4.5 seconds, which kinds of material could you use on the ramp?

- Ms. Holloway used a ramp that was twice as long. Predict how long it would take the ball to roll down this ramp if it was covered with thin carpet.
