

## 3<sup>rd</sup> grade Snow Day Assignments

### Day 1 –

1. Read story: *Snow Day* (2 pages)
2. Visualization activity
3. Comprehension activity
4. Sequencing activity
5. Activity 1: Math Facts
6. Activity 2: Word Problems
7. Take a Test Drive: place value and Rounding

### Day 2 –

1. Read *The Igloo* booklet
2. Reading A-Z—story elements
3. Reading A-Z—comprehension questions
4. Nouns worksheet
5. Multiplication/division review
6. Picturing the United States (3 pages)

### Day 3 –

1. Read *Wonderful Winter* booklet
2. Sequencing activity
3. Comprehension activity (3 pages)
4. Snow day sequencing (pick 2 to complete)
5. Conjunctions
6. Adjectives
7. Writing activity: When I play inside, I like to play....
8. Addition with regrouping
9. Multiplication review

### Day 4 –

1. 2 writing prompts
2. Snow Attributes
3. Capitalization
4. Grammar (2 pages)
5. Take a test Drive --rounding
6. Parts of a map (3 pages)
7. Picturing North America (3 pages)


### Day 5 –

1. Snow Day writing activity
2. Snow Day categories
3. Common and Proper Nouns
4. Singular and Plural Nouns
5. Pronouns
6. Take a test drive: subtraction (2 sheets)
7. Place value
8. Mental math

# Wonderful Winter

A Reading A-Z Level L Leveled Reader

Word Count: 450



## Reading a-z

Visit [www.readinga-z.com](http://www.readinga-z.com)  
for thousands of books and materials.

LEVELED READER • L

# Wonderful Winter



Written by Lacy Finn Borgo  
Illustrated by Joel Snyder

[www.readinga-z.com](http://www.readinga-z.com)

# Snow Day #3



Elton decided that he loved winter. He loved making snowpeople, going snowshoeing, and sledding. For an outside boy, winter was a terrific time of year.


# Wonderful Winter



Written by Lacy Finn Borgo  
Illustrated by Joel Snyder

[www.readinga-z.com](http://www.readinga-z.com)


“Elton, would you like to go sledding?” she said. This time Elton didn’t wrinkle his nose. Instead he grabbed his coat and yelled to his mom, “I’ll be home at dinnertime, with a happy face.”




Correlation	
LEVEL	
Fountas & Pinnell	K
Reading Recovery	18
DRA	20

Wonderful Winter  
Level 1 Leveled Reader  
Learning A-Z, Inc.  
Written by Lacy Finn Borgo  
Illustrated by Joel Snyder  
All rights reserved.

www.readinga-z.com



Elton and Penelope strapped on the snowshoes and went stomping through the trees behind the house. At lunchtime, Elton came inside without his unhappy face. He told his mom all about the adventures he and Penelope had had in the snow. Just then the doorbell rang—it was Penelope.



Elton hopped off the school bus, his cheerful yellow galoshes going clump-declump, clump-declump. The season's first snow made most kids cheerful. Elton's galoshes were cheerful, but Elton was not. He clump-declumped his way home with an unhappy look on his face.



"Elton, it's snowing," said his mother as he entered the house.

"I know," Elton replied in his grumpiest voice. "Tomorrow is Saturday, and there will be nothing to do."

Elton loved to be outside during the summer. He loved swimming, hiking, and riding his bike. When the first snow of the winter came, Elton was always sad. He couldn't swim, hike, or ride his bike until spring.

At dinnertime, Elton came inside and his unhappy face was almost gone. But the next morning, it was back again.

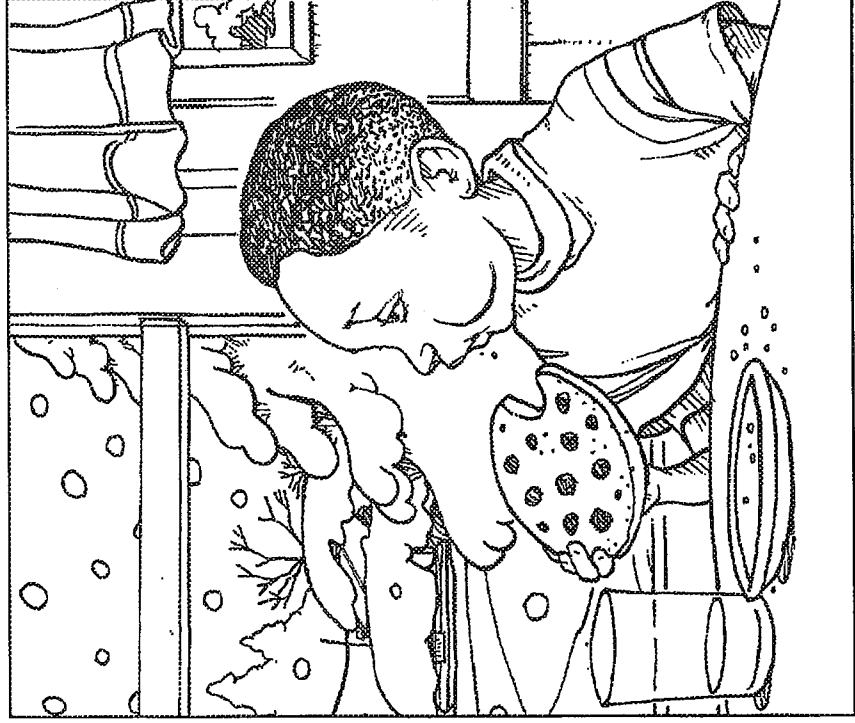
"I don't like snow, and I don't like winter," said Elton. Elton's mother sighed. Just then the doorbell rang again—it was Penelope.

"Elton, would you like to go snowshoeing?" asked Penelope, holding two pairs of snowshoes. Elton wrinkled his nose but said, "Sure, I guess so."

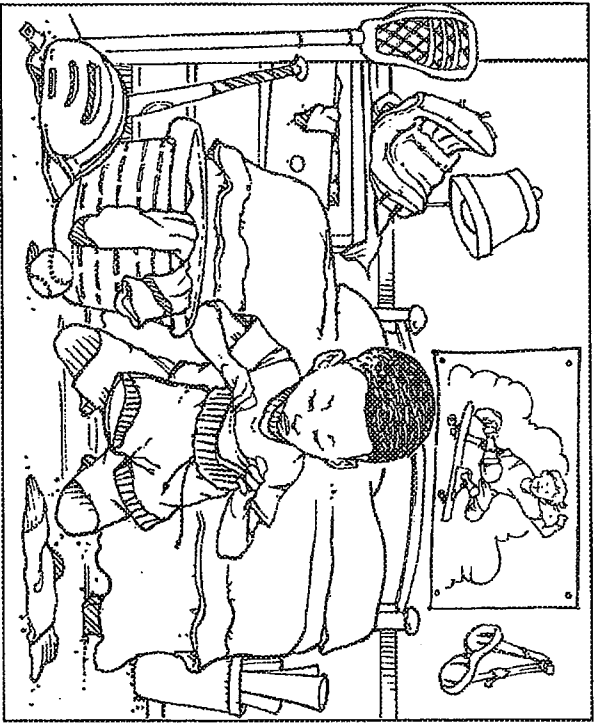




Elton's mother knew he was unhappy. She tried to make him feel better with warm cookies. It only took him a few minutes to eat them all, and then his unhappy face returned.



"Yes, yes, Elton would like to go," his mother said. She bundled him up and sent him and his unhappy face outside with Penelope. Penelope and Elton made the largest snowperson anyone had ever seen. Then they made the tiniest snowperson anyone had ever seen.




"Why don't you do your homework?" she suggested.

"I finished it at school," he answered.

"Okay, clean your room," she suggested. In fifteen minutes, Elton's room was clean and he was still wearing his unhappy face. For an outside boy, winter was a terrible time of year.

Just then the doorbell rang—it was Penelope, Elton's friend and next-door neighbor. "Elton, would you like to come outside and make a snowperson with me?" Penelope asked. Elton wrinkled his nose. He didn't like snow and he didn't like winter.





Name \_\_\_\_\_

**Instructions:** Write the events of the story in the correct order, beginning at the top with the first box and ending at the bottom with the last box.

*In the beginning,*

**BEGINNING**

*Next,*

*Then,*

*After that,*

*In the end,*

**ENDING**

Name \_\_\_\_\_ Date \_\_\_\_\_

Instructions: Read each question carefully and choose the best answer.

1. Why wasn't Elton cheerful when he got off the school bus at the beginning of the story?
  - (A) It was snowing, and he didn't like snow.
  - (B) His galoshes were full of snow.
  - (C) He felt sick.
  - (D) All of the above
2. Which two things did Elton like to do in the summer that he couldn't do in the winter?
  - (A) hike and eat warm cookies
  - (B) ride his bike and snowshoe
  - (C) have adventures and play with friends
  - (D) swim and hike
3. How did Elton's mom try to cheer him up?
  - (A) She told him to do his homework.
  - (B) She told him it was snowing outside.
  - (C) She gave him warm cookies.
  - (D) She told him to play inside.
4. What was the first thing Penelope wanted Elton to do?
  - (A) She wanted him to go sledding.
  - (B) She wanted him to go snowshoeing.
  - (C) She wanted him to eat cookies with her.
  - (D) She wanted him to build a snowperson with her.
5. After Elton and Penelope made a big and a little snowperson, how did Elton feel about the snow?
  - (A) It had been fun to play in the snow.
  - (B) Elton liked playing with Penelope.
  - (C) Elton still did not like snow.
  - (D) Elton loved the snow more than he loved summer.

Quick Check continued on following page

Name \_\_\_\_\_ Date \_\_\_\_\_

6. Why did Elton change his mind about winter at the end of the story?
- (A) He did not have Penelope to play with in the summer.
  - (B) He found ways to bike, hike, and swim in the winter.
  - (C) He found fun things to do in winter.
  - (D) He did not change his mind.
7. Why did Elton's mom say Elton would like to make a snowperson with Penelope when she knew he didn't like snow?
- (A) She wanted him to make new friends.
  - (B) She thought he would like it if he tried it.
  - (C) She did not want Elton to do his homework.
  - (D) All of the above
8. What did Penelope ask Elton to do besides make a snowperson?
- (A) build a fort with her
  - (B) go snowshoeing with her
  - (C) have a snowball fight with her
  - (D) all of the above
9. Read this sentence: *Elton told his mom about the **adventures** he and Penelope had in the snow.* What are **adventures**?
- (A) exciting events
  - (B) hikes through the woods
  - (C) unhappy events
  - (D) a type of winter activity
10. What happened before Penelope rang Elton's doorbell the first time?
- (A) Elton had a snowball fight with his mom.
  - (B) Elton studied for his spelling test.
  - (C) Elton watched his favorite TV show.
  - (D) Elton cleaned up his room.

Name \_\_\_\_\_ Date \_\_\_\_\_

**11. Extended Response:** Do you think Elton is a good friend to Penelope? Explain.

Blank area for writing the extended response.

### Snow Day Sequencing



List 3 steps to make a snowball.

---

---

---

List 4 steps to make hot chocolate.

---

---

---

---

List 5 steps to make a snowman.

---

---

---

---

---

# Conjunctions

A **conjunction** connects words or groups of words. Three common conjunctions are *and*, *but*, and *or*. Add a comma before the conjunction when you connect complete sentences.

To add information, use *and*: The weather is hot and dry.

To show a choice, use *or*: We must sell the chickens or the pigs.


To show a difference, use *but*: We hope it will rain, but it hasn't yet.

**A** Write the conjunction in each sentence.

1. Dad drives the truck or the tractor.
2. I am small but strong.
3. I want to help, and Dad lets me.
4. We can pick corn first or clean the pens.
5. I'd work all day, but we have to stop for lunch.

Choose the conjunction in ( ) that best completes each sentence. Write the sentence.

6. Mom served pork and beans, (or, and) I ate a lot!
7. Should I wash the pails (but, or) rake the hay?
8. We went into the barn, (or, and) I groomed the horses.
9. Our day was busy, (but, or) I didn't mind.



## Adjectives

.....  
An **adjective** is a word that describes a noun. Adjectives can tell how a person, place, or thing looks, tastes, sounds, feels, or smells. Adjectives can also tell how much or how many.

The adjectives *a*, *an*, and *the* are called **articles**. Articles go before nouns and sometimes before other adjectives. Use *a* before singular nouns that begin with a consonant. Use *an* before singular nouns that begin with a vowel. Use *the* before singular nouns or plural nouns.

.....

- Tricky Coyote had a plan. Some water was in an empty well.
- Coyote climbed over two white goats.




Write the adjective that describes each underlined noun.

1. Fox's guest was hungry Stork.
2. "What delicious smell is that?"
3. Fox pointed to two bowls of soup.
4. Stork's beak would not fit into the bowls.

Write the sentences. Underline the articles. Circle other adjectives in the sentences.

5. Stork invited the fox for a tasty meal.
6. Stork put the meal in a narrow jar.
7. The jar worked with Stork's thin beak.

Name \_\_\_\_\_



During winter, we stay inside more often than in summer because it is so cold outside. When I play inside, I like to play \_\_\_\_\_

---

---

---

---

---

---

---

---

---

---



Name \_\_\_\_\_

## Addition with Regrouping

$$\begin{array}{r} 246 \\ +483 \\ \hline \end{array}$$

$$\begin{array}{r} 509 \\ +287 \\ \hline \end{array}$$

$$\begin{array}{r} 452 \\ +356 \\ \hline \end{array}$$

$$\begin{array}{r} 225 \\ +846 \\ \hline \end{array}$$

$$\begin{array}{r} 349 \\ +375 \\ \hline \end{array}$$

$$\begin{array}{r} 463 \\ +472 \\ \hline \end{array}$$


$$\begin{array}{r} 487 \\ +357 \\ \hline \end{array}$$

$$\begin{array}{r} 225 \\ +292 \\ \hline \end{array}$$

$$\begin{array}{r} 597 \\ +290 \\ \hline \end{array}$$

$$\begin{array}{r} 326 \\ +448 \\ \hline \end{array}$$

$$\begin{array}{r} 439 \\ +329 \\ \hline \end{array}$$



Name: \_\_\_\_\_

## Multiplication Facts

$$\begin{array}{r} 0 \\ \times 10 \\ \hline \end{array} \quad \begin{array}{r} 1 \\ \times 5 \\ \hline \end{array} \quad \begin{array}{r} 3 \\ \times 10 \\ \hline \end{array} \quad \begin{array}{r} 1 \\ \times 8 \\ \hline \end{array} \quad \begin{array}{r} 1 \\ \times 10 \\ \hline \end{array} \quad \begin{array}{r} 2 \\ \times 2 \\ \hline \end{array} \quad \begin{array}{r} 3 \\ \times 9 \\ \hline \end{array} \quad \begin{array}{r} 2 \\ \times 6 \\ \hline \end{array} \quad \begin{array}{r} 0 \\ \times 2 \\ \hline \end{array} \quad \begin{array}{r} 0 \\ \times 11 \\ \hline \end{array}$$

$$\begin{array}{r} 2 \\ \times 11 \\ \hline \end{array} \quad \begin{array}{r} 0 \\ \times 3 \\ \hline \end{array} \quad \begin{array}{r} 2 \\ \times 8 \\ \hline \end{array} \quad \begin{array}{r} 3 \\ \times 1 \\ \hline \end{array} \quad \begin{array}{r} 2 \\ \times 4 \\ \hline \end{array} \quad \begin{array}{r} 1 \\ \times 12 \\ \hline \end{array} \quad \begin{array}{r} 2 \\ \times 9 \\ \hline \end{array} \quad \begin{array}{r} 0 \\ \times 4 \\ \hline \end{array} \quad \begin{array}{r} 0 \\ \times 5 \\ \hline \end{array} \quad \begin{array}{r} 1 \\ \times 9 \\ \hline \end{array}$$

$$\begin{array}{r} 3 \\ \times 5 \\ \hline \end{array} \quad \begin{array}{r} 1 \\ \times 11 \\ \hline \end{array} \quad \begin{array}{r} 0 \\ \times 9 \\ \hline \end{array} \quad \begin{array}{r} 2 \\ \times 5 \\ \hline \end{array} \quad \begin{array}{r} 0 \\ \times 6 \\ \hline \end{array} \quad \begin{array}{r} 3 \\ \times 7 \\ \hline \end{array} \quad \begin{array}{r} 3 \\ \times 6 \\ \hline \end{array} \quad \begin{array}{r} 2 \\ \times 3 \\ \hline \end{array} \quad \begin{array}{r} 2 \\ \times 10 \\ \hline \end{array} \quad \begin{array}{r} 3 \\ \times 12 \\ \hline \end{array}$$

$$\begin{array}{r} 3 \\ \times 4 \\ \hline \end{array} \quad \begin{array}{r} 1 \\ \times 4 \\ \hline \end{array} \quad \begin{array}{r} 0 \\ \times 7 \\ \hline \end{array} \quad \begin{array}{r} 1 \\ \times 2 \\ \hline \end{array} \quad \begin{array}{r} 1 \\ \times 3 \\ \hline \end{array} \quad \begin{array}{r} 3 \\ \times 8 \\ \hline \end{array} \quad \begin{array}{r} 3 \\ \times 3 \\ \hline \end{array} \quad \begin{array}{r} 2 \\ \times 1 \\ \hline \end{array} \quad \begin{array}{r} 1 \\ \times 7 \\ \hline \end{array} \quad \begin{array}{r} 3 \\ \times 2 \\ \hline \end{array}$$

$$\begin{array}{r} 0 \\ \times 12 \\ \hline \end{array} \quad \begin{array}{r} 3 \\ \times 11 \\ \hline \end{array} \quad \begin{array}{r} 2 \\ \times 7 \\ \hline \end{array} \quad \begin{array}{r} 2 \\ \times 12 \\ \hline \end{array} \quad \begin{array}{r} 0 \\ \times 8 \\ \hline \end{array} \quad \begin{array}{r} 0 \\ \times 1 \\ \hline \end{array} \quad \begin{array}{r} 1 \\ \times 6 \\ \hline \end{array} \quad \begin{array}{r} 1 \\ \times 1 \\ \hline \end{array} \quad \begin{array}{r} 3 \\ \times 10 \\ \hline \end{array} \quad \begin{array}{r} 1 \\ \times 4 \\ \hline \end{array}$$

Time: \_\_\_\_\_ minutes    Score: \_\_\_\_\_ out of 50