

3rd grade Snow Day Assignments

Day 1 –

1. Read story: *Snow Day* (2 pages)
2. Visualization activity
3. Comprehension activity
4. Sequencing activity
5. Activity 1: Math Facts
6. Activity 2: Word Problems
7. Take a Test Drive: place value and Rounding

Day 2 –

1. Read *The Igloo* booklet
2. Reading A-Z—story elements
3. Reading A-Z—comprehension questions
4. Nouns worksheet
5. Multiplication/division review
6. Picturing the United States (3 pages)

Day 3 –

1. Read *Wonderful Winter* booklet
2. Sequencing activity
3. Comprehension activity (3 pages)
4. Snow day sequencing (pick 2 to complete)
5. Conjunctions
6. Adjectives
7. Writing activity: When I play inside, I like to play....
8. Addition with regrouping
9. Multiplication review

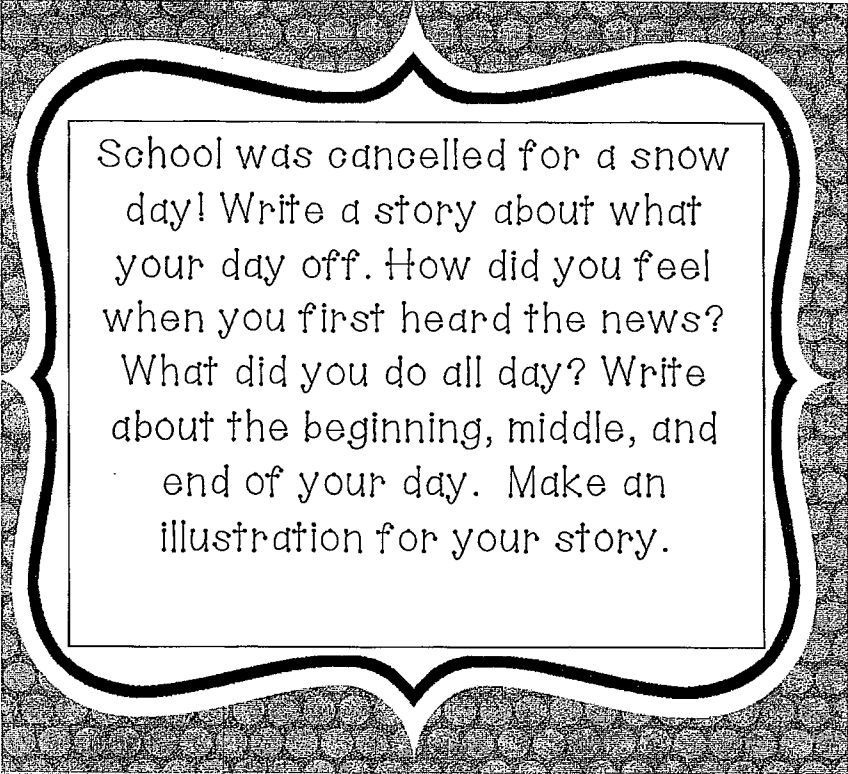
Day 4 –

1. 2 writing prompts
2. Snow Attributes
3. Capitalization
4. Grammar (2 pages)
5. Take a test Drive --rounding
6. Parts of a map (3 pages)
7. Picturing North America (3 pages)

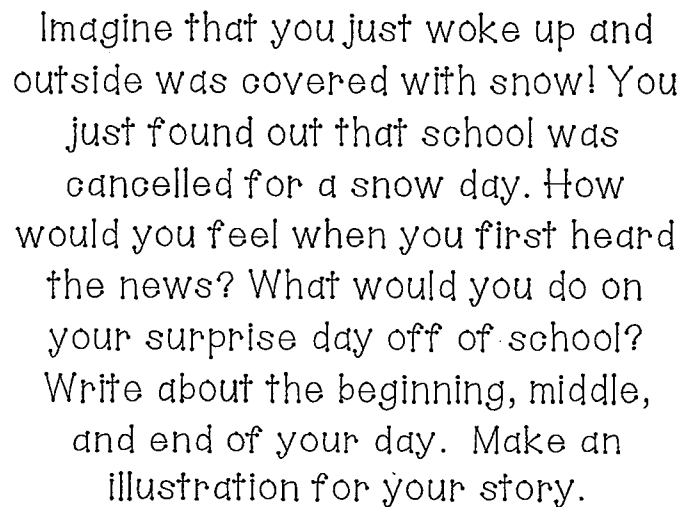
Day 5 –

1. Snow Day writing activity
2. Snow Day categories
3. Common and Proper Nouns
4. Singular and Plural Nouns
5. Pronouns
6. Take a test drive: subtraction (2 sheets)
7. Place value
8. Mental math

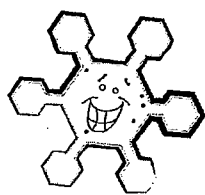
Snow Day #4





School was cancelled for a snow day! Write a story about what your day off. How did you feel when you first heard the news? What did you do all day? Write about the beginning, middle, and end of your day. Make an illustration for your story.



Imagine that you just woke up and outside was covered with snow! You just found out that school was cancelled for a snow day. How would you feel when you first heard the news? What would you do on your surprise day off of school? Write about the beginning, middle, and end of your day. Make an illustration for your story.



Snow Day!



Snowball Attributes



What does it look like? (color, shape, size)

What does it feel like? (texture, temperature)

What does it does it smell like?

What does it sound like when you shape it?

What could you do with it?

Capitalization

A **proper noun** names a particular person, place, or thing. All important words of a proper noun are capitalized. This includes titles and initials.

A **proper adjective** is formed from a proper noun. All important words in proper adjectives are capitalized.

In a letter, all the words of the greeting and the first word of the closing are capitalized.

- Ms. Hitz wrote many stories.
- In one story, an Indian girl named Rani had a clever idea.



Write the sentences. Capitalize all proper nouns and proper adjectives.

1. mr. and mrs. young went to india.
2. The family flew from california to the city of bombay.
3. Their daughter, jane, couldn't wait to eat indian food.
4. Her father gazed out at the pacific ocean.

Write correctly each group of words that should be capitalized.

5. monday, june 8
6. a city called calcutta
7. striped tigers
8. last week
9. a sunny day
10. a nice bakery
11. dear cousin kumar,
12. mexican food

UNIT 4 GRAMMAR

B Write the sentences. Correct any capitalization mistakes.
If a sentence has no capitalization mistakes, write **C** next to it.

1. jan will be visiting london and paris.
2. Her ship will sail on the sixth of May.
3. Jan can't wait to see the famous eiffel tower.
4. Paul, her uncle, will meet her at the dock.
5. He always signs his notes, "love, Uncle Paul."
6. The country of france has been his home for many years.

C Complete each sentence with a word or group of words from the box. Capitalize all proper nouns and proper adjectives. Write the paragraph.

mexican
ortiz

Fourth of july
elmville

main street
juan

7. I live on _____. 8. Mrs. _____ lives next door to us. 9. She and her son, _____, often visit my family. 10. We celebrated the _____ with them. 11. Then they invited us for _____ food. 12. I'm glad they live in _____.



Review and Assess

Write the proper nouns and proper adjectives correctly.

1. The people of stockton were hungry.
2. This small english town had a nasty ruler.
3. Mean prince peter made an announcement in june.
4. "Let the hungry people go across the atlantic ocean!"
5. This story was written by michael stuart.
6. Other stories of his take place in new mexico.

Write the letter of the word or words that should be capitalized.

7. This russian story is about a dancing school.

A story

C school

B dancing

D russian

8. Life is odd at the dancing school that mrs. popov owns.

A mrs. popov

C dancing

B school

D odd

9. Poor rachel does not want to dance for her aunt.

A dance

C rachel

B aunt

D want


10. Horrible cousin dulcie shows off at ballet class.


A class

C shows

B ballet

D cousin dulcie





Name _____

Take a Test Drive

Fill in the bubble beside the correct answer.

1 What is 548 rounded to the nearest hundred?

- 500
- 540
- 550
- 600

5 What is 596 rounded to the nearest ten?

- 580
- 590
- 600
- 1,000

2 What is 548 rounded to the nearest ten?

- 500
- 540
- 550
- 600

6 Which symbol completes the number sentence? $31 \underline{\hspace{1cm}} 270$

- =
- <
- >
- +

3 What is 3,602 rounded to the nearest thousand?

- 3,000
- 3,600
- 3,700
- 4,000

7 Which number completes the number sentence? $463 > \underline{\hspace{1cm}}$

- 643
- 464
- 364
- 1,400

4 What is 3,602 rounded to the nearest hundred?

- 3,000
- 3,600
- 3,610
- 3,620

8 Which symbol completes the number sentence? $687 \underline{\hspace{1cm}} 678$

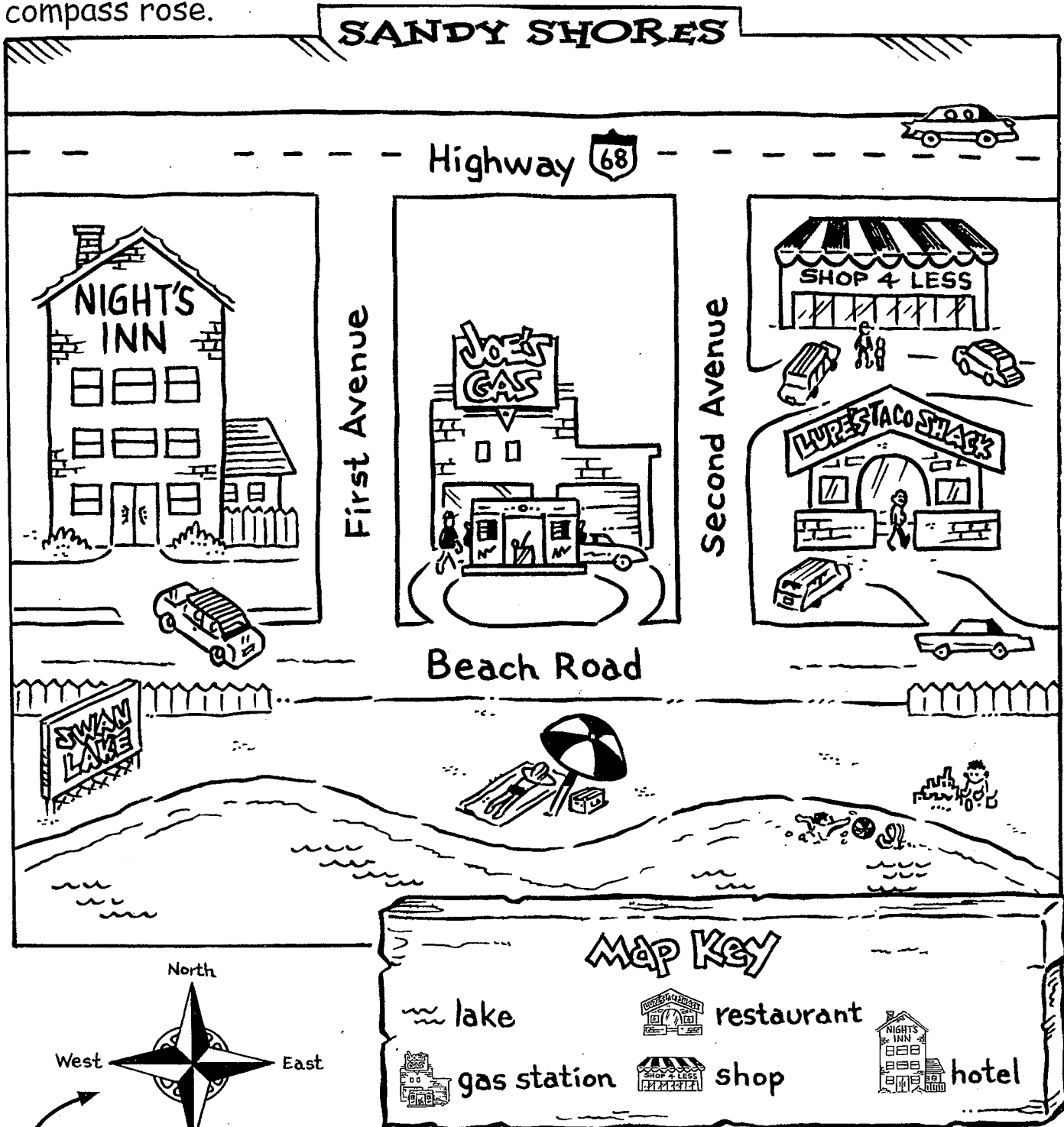
- =
- <
- >
- +

Name _____

Parts of a Map

The parts of the map include a title, a map key, and a compass rose.

This is the title. The title tells the name of the map.



This is a compass rose. It shows directions on a map.

This is the map key. It has symbols that stand for something on the map.



Parts of a Map

Monday

1. What is the title of the map?

2. What is a map key?

Tuesday

1. Write the names of three symbols used in the map key.

2. Name the symbol used for Lupe's Taco Shack.

Wednesday

1. What does a compass rose show?

2. Which directions are shown on this compass rose?



Parts of a Map

Thursday

1. How many avenues are on this map? What are their names?

2. Does Highway 68 run east and west, or north and south?

Friday

1. Is Night's Inn on the west or east end of Beach Road?

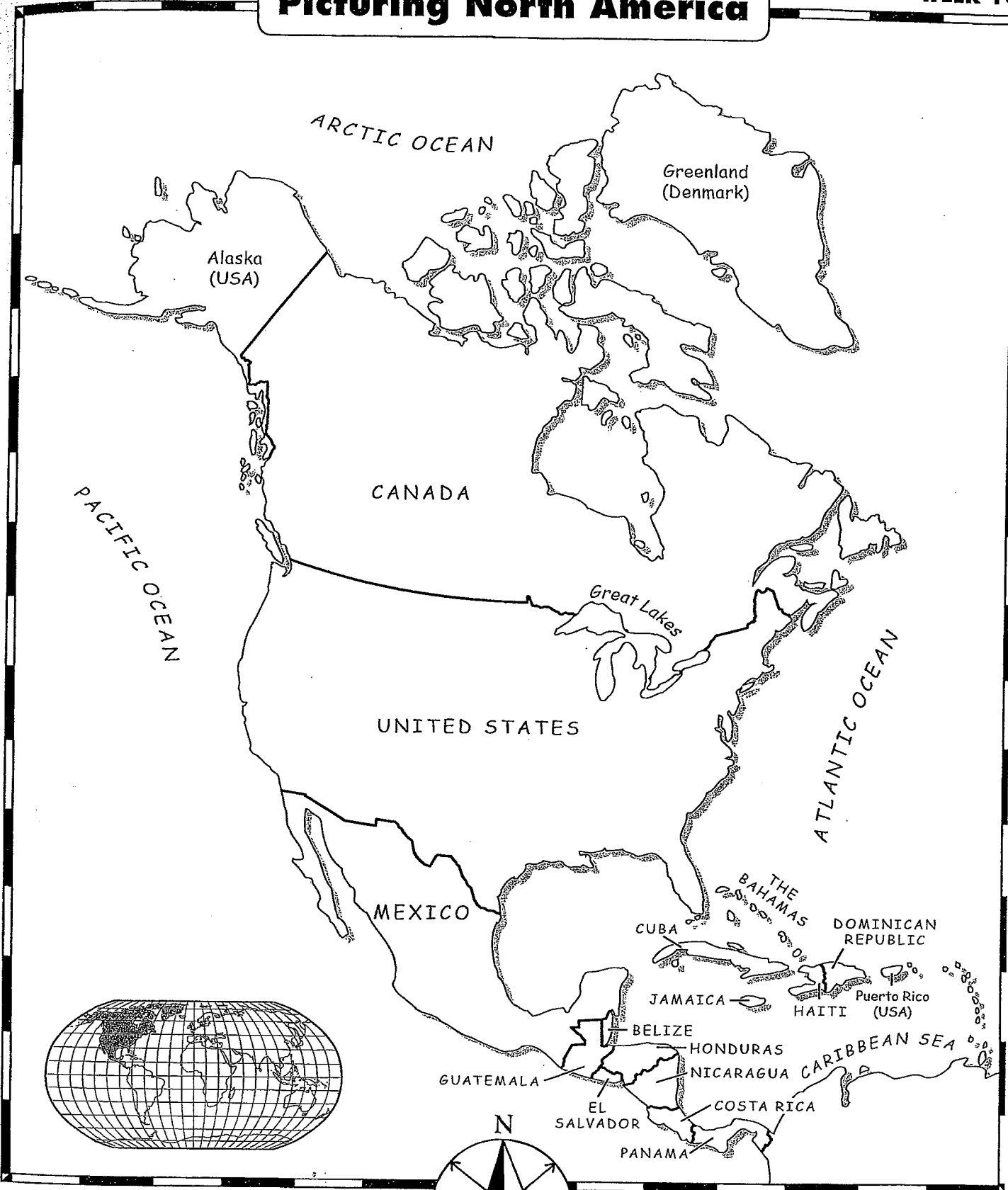
2. Which two businesses are east of Second Avenue?

Challenge

What would you call this small town? Write a new title for this map.
Write the new title on the map.

Picturing North America

think
e
ion.
r
ge
s
are
e
nap.
lents
le
king
ups





Picturing North America

Monday

1. Which continent is shown on the map?

2. Name the three largest countries on the continent.

Tuesday

1. Which large country is north of the United States?

2. Which large country is south of the United States?

Wednesday

1. Which large country has lots of islands to the north?

2. Which U.S. state borders Canada and not the U.S.?



Picturing North America

Thursday

1. How many oceans border North America? Name them.

2. Name the two countries that border southern Mexico.

Friday

1. Name the largest island country east of Mexico.

2. Name the continent that is south of North America.

Challenge

On the map, trace the outline shape of North America in dark red. Place a blank piece of paper over the map. Trace over the lines that show through onto the blank piece of paper. Look at your drawing of North America. Close your eyes and make a mental picture of the shape of North America.